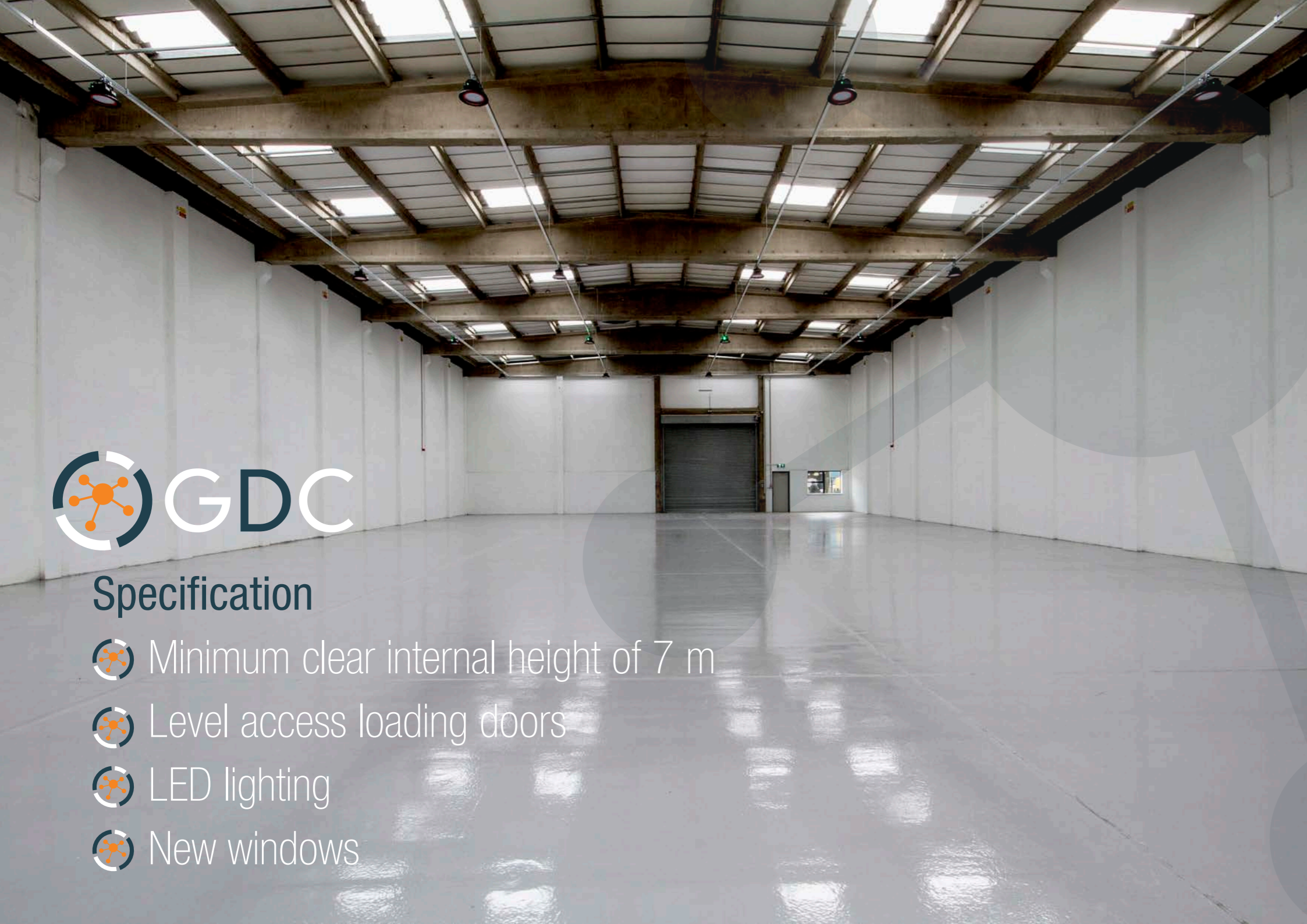





Units 1 and 2, Gatwick Distribution Centre,
Whittle Way, Crawley, West Sussex RH10 9RW

REFURBISHED INDUSTRIAL / WAREHOUSES TO LET
7,632 – 15,264 SQ FT GIA



Specification

- Minimum clear internal height of 7 m
- Level access loading doors
- LED lighting
- New windows



Unit 1

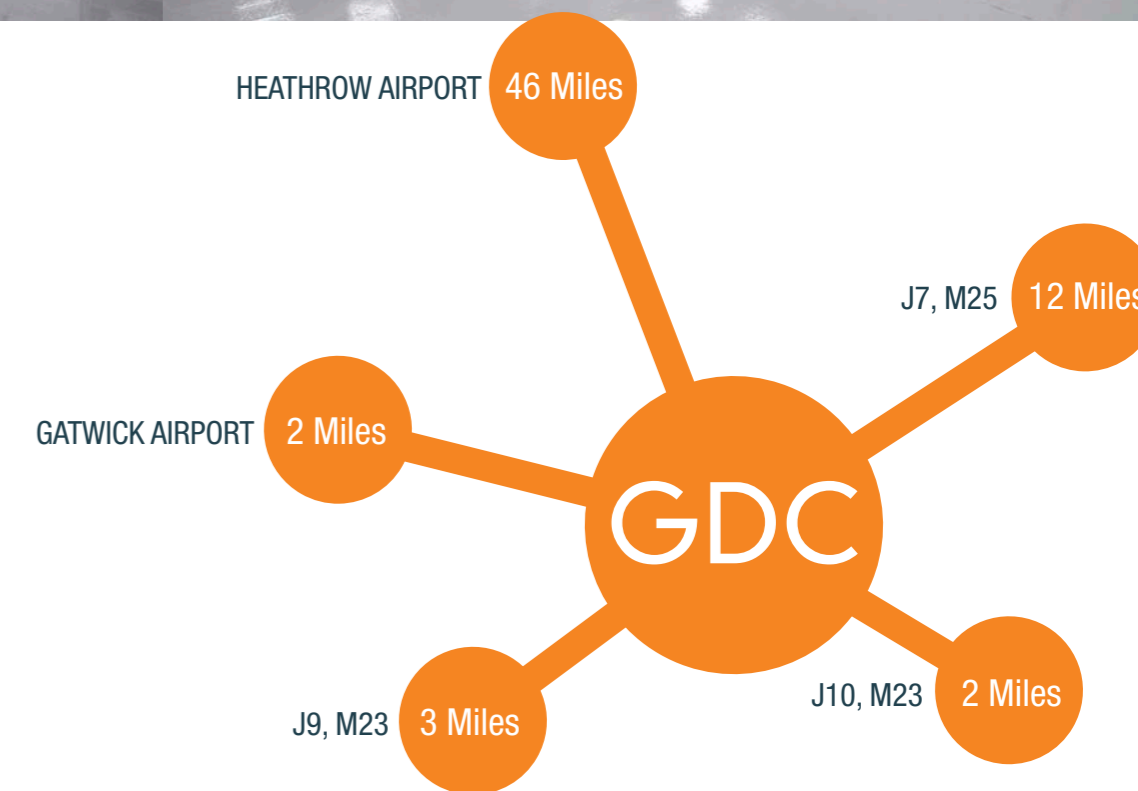
OR 7,632 PLUS 7,632 BECOMES 15,264 SQ FT

Unit 2

Description

Gatwick Distribution Centre offers the opportunity to move to an established distribution location close to Gatwick Airport and the M23 motorway.

The estate consists of 17 units arranged within two parallel terraces and are divided into 4 terraces. The units are of concrete portal frame construction with translucent roof lights.



Local Map



Regional Map



FTDJOHNS
 01293 552721
www.ftdjohns.co.uk

Michael Deacon-Jackson
 mdj@ftdjohns.co.uk
 01293 590991

Hus Djedvet
 hus@ftdjohns.co.uk
 01293 590994

Terms: The units will be available on a full repairing and insuring lease.

November Act 1967. Every care has been taken in the preparation of these details, however any intending tenant should satisfy themselves of the correctness of each statement contained herein. They are expressly excluded from any contract. All measurements and distances are approximate. VAT may be applicable to rent/price quoted.

Compiled March 2017 : www.impactcmw.co.uk

